

# VMX42i/VMX42Di

This industry workhorse is powerful and fast



**Did you know?** Hurco engineers have invented 3D Import, which includes 3D DXF technology that displays all geometry that the CAD system outputs, including splines. With 3D DXF, simply select the bottom of a contour, and the Z-axis depths will also be automatically input into the conversational block. **Visit [Hurco.com/3DImport](http://Hurco.com/3DImport) to learn more.**

## Machine Overview

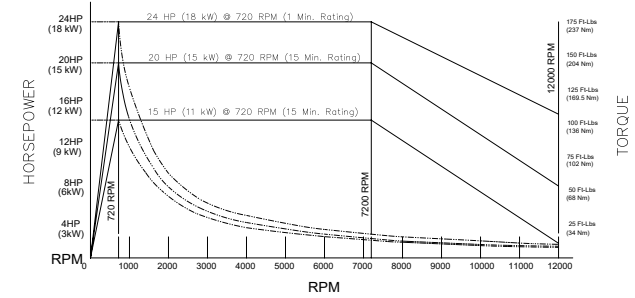
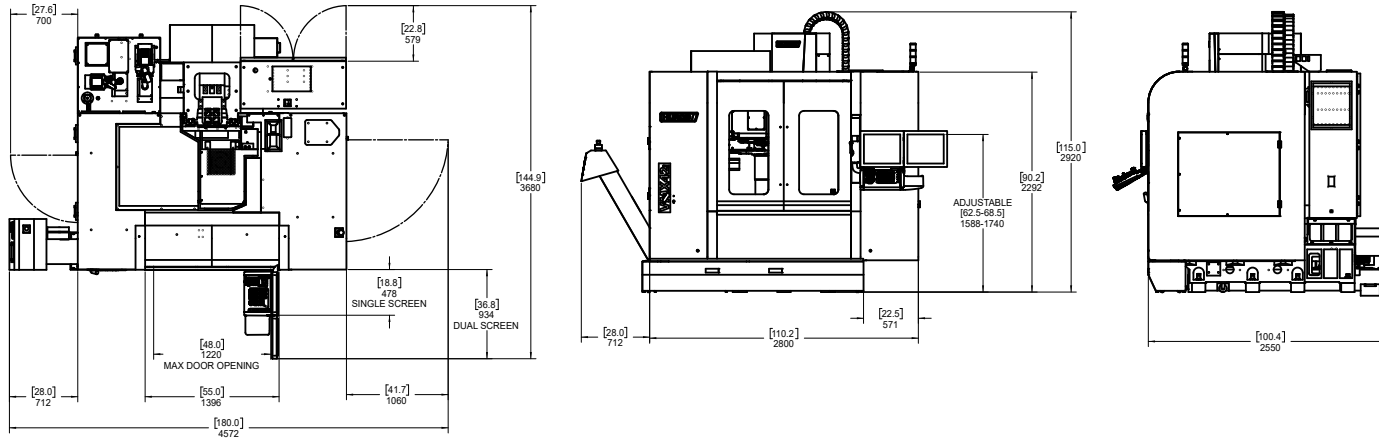
- » 42 x 24 x 24 in (1,067 x 610 x 610 mm) travels
- » 50 x 24 in (1,270 x 610 mm) table, 3,000 lbs (1,360 kg) capacity
- » BIG-PLUS® spindle system / CAT 40 tooling
  - 24 hp (18 kW) peak spindle for VMX42i
  - 20 hp (15 kW) peak spindle for VMX42Di
  - Dual-wound 12,000 RPM spindle provides more torque at a lower base speed without requiring a gearbox
  - 15,000 RPM direct-drive spindle for VMX42Di
- » Robust control specifications (standard) – 2.7GHz Dual Core Processor, 4GB RAM Memory, 128GB Solid State Hard Drive, 10,000 block lookahead
- » Brushless AC Servos
- » Solid cast iron frame
- » Generous Y-axis travel
- » Wider table extends across the entire Y-axis, which provides the flexibility needed to produce a high mix of parts
- » Direct coupled ballscrews
- » Large front door opening / Large, hinged side doors
- » Larger, heavy-duty roller ways on all three axes
- » Ceramic hybrid spindle bearings with lifetime grease
- » 30-station electric swing-arm ATC (40-station available)
- » 2 second tool-to-tool ATC time
- » Yaskawa Sigma 5 drives
- » LED lighting shines brighter and saves energy
- » MAX5 ergonomically designed console with two 19" LCD screens
- » WinMax Mill Conversational and Industry Standard NC programming
- » UltiMotion®
- » Adjustable height control arm

**Machine specifications can be found on Pages 55-61**

**For more information about the Hurco Control, go to page 46.**

Machines shown with options. Specifications and information may change without notice.

# POWER & CAPACITY VMX42i/VMX42Di



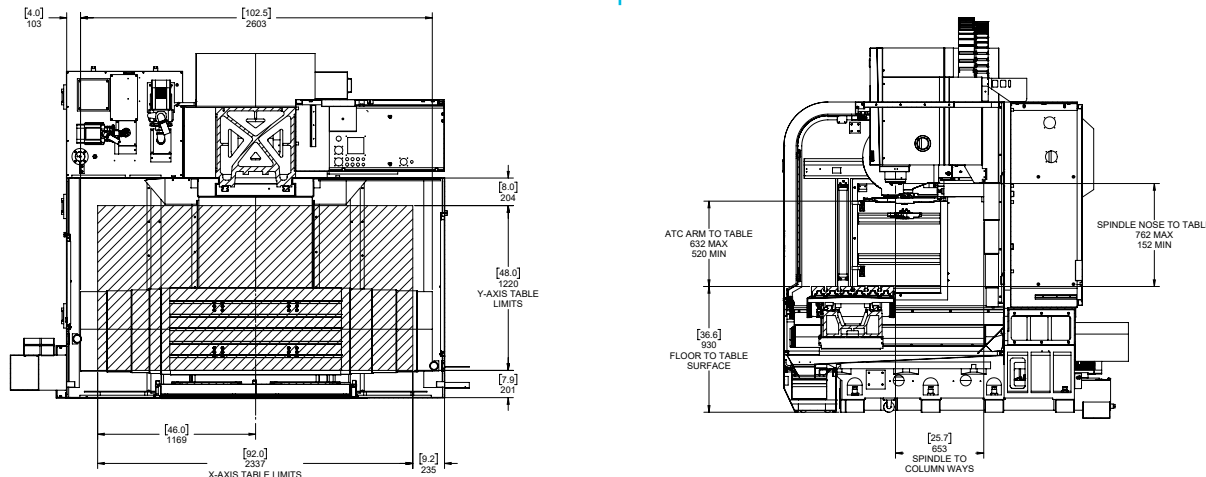
VMX42i

## OPERATING DIMENSIONS

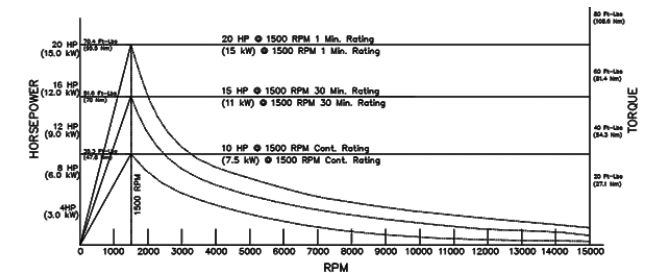
## INTERIOR CLEARANCES

## POWER & TORQUE

VMX42Di



NOTE: HATCHED AREA SHOWS FULL TABLE MOVEMENT



Base Speed 1,500 RPM, Max.Speed 15,000 RPM  
 1 Min. Power Rating/ Torque Rating=20HP/70.4 Ft-Lbs  
 30 Min. Power Rating/ Torque Rating=15 HP/51.6 Ft-Lbs  
 Continuous Power Rating/ Torque Rating=10 HP/35.3 Ft-Lbs