


# Total Machining Solutions

From the planning stage to Production

- Process identification
- Fixture development & interface
- Automation Solutions
- Complete prove-out

## Tooled up solutions

The application engineering team of AMS has wide experience in identifying the process for machining and providing suitable workholding and tooling solutions. This ranges across the markets from high speed & productivity solutions for the automotive industry to the high precision and accuracy solutions for the aerospace or mould making industry. This not only includes support in selection of the most suitable machines but also designing the fixtures and identification of the ideal cutting tool for the selected process. The entire prove out of the components to meet the desired cycle time can be undertaken when solutions are opted for.



## Automation solutions

It is constant endeavor to provide better productivity on our products. Our machines are made suitable for automation interface of different types. Based on the manufacturing process flow and the level of autonomous operation required different options can be provided. This can range from a simple load-unloader or gantry operated line or a robotic cell connects multiple machines & component conveyors.

*Due to continuous updating of machines, Images & specifications mentioned herein are subject to change without notice*

## AMS ACE MANUFACTURING SYSTEMS LTD.

Plot No. 467 - 469, 4th Phase, Peenya Industrial Area, BANGALORE - 560 058. INDIA.  
Tel : +91-80-28360508 / 41828100, Fax: +91-80-28362791, E-mail (Domestic): helpdesk@amsindia.co.in

## Marketed and Serviced by : MICROMATIC MACHINE TOOLS PVT. LTD.

Corporate Office : Plot No 240, 3rd Stage, 241, 11th Main Road, Yeshwanthpur Suburb II Stage, Yeshwantpur Suburb, Peenya, Bengaluru, Karnataka 560058, Ph: 080 40200555, E-mail: salesmmt@acemicromatic.com

### NORTH

Delhi: T: +91 11 22414232, E: mmtdel@acemicromatic.com  
Faridabad: T: +91 129 4047000, E: mmtdel@acemicromatic.com  
Gurgaon: T: +91 124 4745500, E: mmtdel@acemicromatic.com  
Ludhiana: T: +91 97791 28296, E: mmtdel@acemicromatic.com  
Rohtak: T: +91 99966 91055, E: mmtdel@acemicromatic.com  
Rudrapur: T: +91 95570 30224, E: mmtdel@acemicromatic.com  
Chandigarh: T: +91 98710 91057, E: rpandey@acemicromatic.com

### EAST

Jamshedpur: T: +91 657 6539931, E: mmtdel@acemicromatic.com  
Kolkata: T: +91 33 23648781, E: mmtdel@acemicromatic.com

### SOUTH

Bangalore: T: +91 80 40200555, E: mmtblr@acemicromatic.com  
Bangalore - Bommasandra, T: +91 80 27834836, E: mmtblr@acemicromatic.com  
Belgaum: T: +91 99800 02597, E: mmtblr@acemicromatic.com  
Coimbatore: T: +91 422 4506183, E: mmtblr@acemicromatic.com  
Chennai - Villivakkam: T: +91 44 40440700, E: mmtblr@acemicromatic.com  
Chennai - Sriperumbudur: T: +91 44 40440700, E: mmtblr@acemicromatic.com  
Chennai - Tambaram: T: +91 044 22265531, E: mmtblr@acemicromatic.com  
Hyderabad: T: +91 40 27750496, E: mmtblr@acemicromatic.com  
Ranipet: T: +91 4172 272732, E: mmtblr@acemicromatic.com  
Trichy: T: +91 431 2443066, E: mmtblr@acemicromatic.com

### WEST

Ahmedabad: T: +91 99242 89892, E: mmtblr@acemicromatic.com  
Aurangabad: T: +91 240 2552309, E: mmtblr@acemicromatic.com  
Pithampur: T: +91 73899 39190, E: mmtblr@acemicromatic.com  
Nasik: T: +91 253 6610254, E: mmtblr@acemicromatic.com  
Pune - Chakan: T: +91 21 35322002, E: mmtblr@acemicromatic.com  
Pune - Chinchwad: T: +91 20 40712111, E: mmtblr@acemicromatic.com  
Pune - T: +91 230 2460444, E: mmtblr@acemicromatic.com  
Kolhapur: T: +91 22 26861009, E: mmtblr@acemicromatic.com  
Mumbai - Thane: T: +91 22 25889006, E: mmtblr@acemicromatic.com  
Mumbai - Shirur: T: +91 98906 23217, E: mmtblr@acemicromatic.com  
Pune - T: +91 281 6548369, E: mmtblr@acemicromatic.com  
Rajkot: T: +91 281 6548369, E: mmtblr@acemicromatic.com

INTERNATIONAL: (Email: muralidhararao@amsindia.co.in), T: +91-80-41828120, M: +91 9880189813


ACCURATE INTERNATIONAL TRADING FZCO, DUBAI T: +971 4 8808023 E: info@accurateedgeuae.com	BAEYOUNG MACHINERY CO. KOREA T: +82-51 796-1258 E: ryan.lee.hs@gmail.com	BROTHER ENGINEERING LTD UK T: +44-01792 832346 E: blu@brother-engineering.com	CERI MACHINING SOLUTIONS T: +33 2 3240 2785 E: asabia@ceri-mo.fr	MACHINERY EMPORIUM (1995) CO., LTD. THAILAND T: +(66) 84 691 5555 E: somsan@machinery.co.th	MICROMATIC MACHINE TOOLS SHANGHAI CO. LTD, CHINA T: +86-021-58665031 E: raguramachandran@acemicromatic.net.cn
--	--	---	--	---	---

SAEILO GMBH, GERMANY T: +49-6446-9247-0 E: bm@saeilo.de	SIRTECH S.R.L., ITALY T: +39 0776 402027 E: info@sirtech.it	TECNUM SERVICE S.A de C.V., MEXICO T: +52 1 442 5400255 E: direccion@tecnium.com.mx	URAL-TOOL-PUMORI Ltd., RUSSIA T: +7 (342) 215-45-18 E: oleg@uipumori.ru
---	---	---	---

Visit us @www.amsli.in



# END TO END MACHINING SOLUTIONS



- ✦ High Speed Drill Tap Centers
- ✦ High Productivity Vertical Machining Centers
- ✦ High Productivity Twin Spindle Machining Centers
- ✦ High Performance Horizontal Machining Centers
- ✦ High Precision 5 axes Machining Centers



# About us

Customer focus & continual improvements have always been the core strengths of AMS. Ever since its inception AMS has been working very closely with its customers, valuing every feedback with utmost care. The organization is driven by its principle of providing superior quality products at lower cost with the best post-sales support. The overwhelming response from the customers has led to the development of wide variety of products. Today AMS is not only one of the market leaders in manufacturing Vertical Machining centers but also has an increasing demand for its Horizontal Machining Centers & Drill tap machining centers.

Along with the manufacturing of machining centers we also have developed rich experience in providing total machining solutions. This includes fixtures, Tooling selection, Automation solutions and prove-out of the components. We are ever ready to provide (customized) solutions to your manufacturing needs. With a wide spread marketing and support network across the country we are always there to listen to your requirements and provide you with befitting solutions.

With the increase in global demand, AMS machining centers have created a market in countries like France, Italy, UK, Mexico, Russia, Korea, Middle East, Thailand & China.

# Quality Policy

We are Committed to achieve total satisfaction of our Customers, Employees and other interested parties through effective implementation of integrated management systems (IMS) comprising quality, environment, safety, social accountability, confidentiality and integrity to ensure:

- Innovation, development and timely delivery of products
- Nurturing and sustaining of environment
- Elimination of hazards
- Compliance to all applicable legal and statutory requirements
- Continual improvement of our products, processes, people and suppliers



# Products at a glance

Standard VMCs			MCV-300	MCV-350	Winner	Super Winner	MCV-400	540V	740V	MCV-450	ACER/850V	MCV-550L	1060V	MCV-650	MCV-700 N	MCV-700	MCV-800
Traverse	X	mm	400	400	500	500	600	500	700	800	800	1000	1000	1020	1250	1500	2000
	Y	mm	350	350	400	400	450	400	400	450	510	550	600	650	700	700	810
	Z	mm	320	480	350	500	500	450	460	500	500	550	600	600	600	700	810

High Speed VMCs			Challenger +		MCV-400 XL		MCV-450 XL		ACER XL	
Traverse	X	mm	600		600		800		800	
	Y	mm	450		450		450		510	
	Z	mm	350		500		500		500	


VMCs with BT-50			MCV-550L/50		MCV-650/50		MCV-700/50		MCV-800/50	
Traverse	X	mm	1000		1020		1500		2000	
	Y	mm	550		650		700		810	
	Z	mm	550		600		700		810	

VMCs with APC		Dart S	MCV-300/ MCV-350	Winner/ Super winner	Super Dart	Challenger +	MCV-400/ Series	MCV-450/ MCV-450 XL	Acer/ Acer XL	MCV-550 L	MCV-650
Pallet size-LAPC	mm	500 x 325	500 x 325	600 x 385	650 x 430	650 x 430	650 x 430	800 x 435	800 x 485	1000 x 535	1000 x 635
Pallet size-RAPC	mm			600 x 400	700 x 450		700 x 450	800 x 450	800 x 500		

\* APC: Automatic Pallet Changer, L: Linear, R: Rotary

Special VMCs			Twine spindle					Moving Column		Saxes VMC	
			Gemini Mini S	Gemini Mini	Gemini Mini L	Gemini Jr./ Gemini Jr XL	Gemini XL	Gemini Max.	DM 800	DC 2510	G670 SAX
Traverse	X	mm	400	500	600	500	600	750	1000	2700	600
	Y	mm	400	400	450	450	450	500	800	1000	700
	Z	mm	500	500	500	600	600	600	500	600	500

DTMCs			Spark	Dart S	DTC-400/DTC-400XL	DTC-400 L	Super Dart
Traverse	X	mm	300	400	500	700	600
	Y	mm	250	350	400	400	450
	Z	mm	250	320	320	320	500



Standard HMCs			Proton		HMC-400XL	
Traverse	X	mm	500		600	
	Y	mm	400		500	
	Z	mm	400		500	

Column Moving HMCs			Fier-H	CMH-400	MCH-400 XL	CMH-500	MCH-500L
Traverse	X	mm	550	600	610	800	800
	Y	mm	500	500	610	550	800
	Z	mm	500	500	650	550	800

Column Moving HMC with BT-50			CMH-500/50	MCH-500L/50	MCH-630	MCH-800
Traverse	X	mm	800	800	1000	1500
	Y	mm	550	700	900	1200
	Z	mm	550	800	900	1300

# Vertical Machining Centers

Drill Tap Machining Centers			Spark	Spark XL	Dart S	DTC-400	DTC-400 XL	DTC-400 XL-L	Super Dart
Stroke X, Y & Z axes	mm		300 x 250 x 250	400 x 300 x 250	400 x 350 x 320	500 x 400 x 320	500 x 400 x 320	700 x 400 x 320	600 x 450 x 500
Table size	mm x mm		500 x 250	650 x 310	650 x 350	750 x 400	750 x 400	850 x 410	900 x 450
Max. load on table	Std./Opt.	kgf	150	200	400	400	300	300	250
Spindle speed	Std.	rpm	6000	8000	8000	8000	10000	10000	8000
	Opt.	rpm	8000		10000	10000 / 12000	12000	12000	10000
Spindle power	Std./Opt.	kW	5.5 / 3.7	5.5 / 3.7	5.5 / 3.7	5.5 / 3.7	7.5 / 5.5	7.5 / 5.5	7.5 / 5.5
Spindle taper	Std.		BT-30	BT-30	BT-30	BT-30	BT-30	BT-30	BT-30
	Opt.					BBT-30	BBT-30	BBT-30	BBT-30 / HSK A50
ATC capacity	Std./Opt.	Nos.	8	8	12	12	16	16	20
Rapid traverse - X/Y/Z	Std.	m/min	25 / 25 / 18	36 / 36 / 36	48 / 48 / 40	48 / 48 / 40	60 / 60 / 48	50 / 50 / 48	50 / 50 / 40
CNC System	Std.		Fanuc	Fanuc	Fanuc	Fanuc	Fanuc	Fanuc	Fanuc
	Opt.					Siemens			Siemens

\* Mitsubishi CNC System can be offered on selected Models



DART-S



DTC-400



SUPER WINNER



MCV-400



MCV-650-50



540-V



MCV-450



MCV-550 L



MCV-700

## Standard VMCs

			MCV-300	MCV-350	Winner	430V	540V	Super Winner	MCV-400	740V	MCV-450
Stroke X, Y & Z axes	mm		400x350x320	400x350x480	500x400x350	400x300x400	500x400x450	500x400x500	600x450x500	700x400x450	800x450x500
Table size	mm x mm		650 x 350	650 x 350	800 x 400	650 x 310	750 x 400	800 x 400	900 x 450	850 x 410	1000 x 450
Max. load on table	Std./Opt.	kgf	200 / 400	300 / 500	200 / 400	200	400	300	300	400	400
Spindle taper			BT-40	BT-40	BT-40	BT-40	BT-40	BT-40	BT-40	BT-40	BT-40
Spindle speed	Std.	rpm	6000	6000	6000	6000	6000	6000	6000	6000	6000
	Opt.	rpm	8000	8000	8000		8000 / 10000	8000	8000 / 10000	8000 / 10000	8000
Spindle power	Std./Opt.	kW	5.5/3.7 / 7.5/5.5	5.5/3.7 / 7.5/5.5	7.5/5.5	5.5/3.7	7.5 / 5.5	7.5 / 5.5	7.5/5.5 / 11/7.5	7.5 / 5.5	11/7.5 / 15/11
ATC capacity	Std./Opt.	Nos.	12	20	12	20	20 / 24	20 / 24 / 30	20 / 24 / 30	20 / 24	20 / 24 / 30
Rapid traverse - X / Y / Z	Std.	m / min	40 / 40 / 40	40 / 40 / 40	40 / 40 / 30	36 / 36 / 36	40 / 40 / 40	40 / 40 / 40	30 / 30 / 30	40 / 40 / 40	30 / 30 / 30
CNC System	Std.		Fanuc	Fanuc	Fanuc	Fanuc	Fanuc	Fanuc	Fanuc	Fanuc	Fanuc
	Opt.						Siemens		Siemens	Siemens	Siemens

\* Optional Rapid Traverse will be applicable when higher max. load on table is opted for \* Mitsubishi CNC System can be offered on selected models

Due to continuous updating of machines, Images & specifications mentioned herein are subject to change without notice

# Vertical Machining Centers

High Speed VMCs			Challenger+	MCV-400 F	MCV-400 XL	MCV-450 XL	ACER XL
Stroke X, Y & Z axes	mm		600 x 450 x 350	600 x 450 x 500	600 x 450 x 500	800 x 450 x 500	800 x 510 x 500
Table size	mm x mm		900 x 450	900 x 450	900 x 450	1000 x 450	1000 x 510
Max. load on table	Std./Opt.	kgf	250 / 500	300	500	500	600
Spindle speed	Std.	rpm	8000	8000	8000	8000	8000
	Opt.	rpm	10000/12000	10000	10000	10000	10000/12000
Spindle power	Std./Opt.	kW	7.5/5.5 / 11/7.5	7.5/5.5 / 11/7.5	11/7.5 / 15/11	11/7.5 / 15/11	11/7.5 / 15/11
Spindle taper			BT-40	BT-40	BT-40	BT-40	BT-40
ATC capacity	Std./Opt.	Nos.	12	24 / 30	24 / 30	24 / 30	24 / 30
Rapid traverse - X / Y / Z	Std.	m / min	50 / 50 / 40	50 / 50 / 36	40 / 40 / 40	40 / 40 / 40	50 / 50 / 40
	Opt.	m / min	40 / 40 / 40				
CNC System	Std.		Fanuc	Fanuc	Fanuc	Fanuc	Fanuc
	Opt.				Siemens	Siemens	Siemens

Note: Option of BBT-40 can be offered in lieu of BT-40 on selected Models.

Option of HSK A-50, A-63 & A-100 can be offered in lieu of BT-30, 40 & 50 respectively on selected models

# Vertical Machining Centers

Special Vertical Machining Centers			Twin Spindle Machining Centers						
			Gemini mini s	Gemini mini	Gemini mini L	Gemini Jr./ Jr. XL	CMV-350 TS	Gemini XL	Gemini Max
Stroke X, Y & Z axes	mm		400 x 400 x 480	500 x 400 x 500	600 x 450 x 500	500 x 450 x 600	400 x 400 x 515	600 x 450 x 600	750 x 500 x 600
Table size	mm x mm		800 x 400	1100 x 450	1100 x 450	900 x 450	1100 x 500 (2)	1200 x 480	1400 x 520
Max. load on table	Std./Opt.	kgf	350	350	350	500	400 / 600	500	1000
Distance between two spindles		mm	250	250	360	250		400/460	400
Spindle speed	Std.	rpm	6000	6000	6000	8000	8000	8000	4000
	Opt.	rpm	8000	8000	8000	10000	10000	10000	
Spindle power	Std.	kW	11 (5.5 kW per spindle)			7.5/5.5 (2) /	11/7.5 (2)	7.5/5.5 (2) /	26/22(2)
	Opt.	kW				11/7.5 (2)		11/7.5 (2)	
Spindle taper	Std.		BT-30	BT-30	BT-30	BT-40	BT-40	BT-40	BT-50
	Opt.		BBT-30	BBT-30	BBT-30	HSK A63	HSK A63	HSK A63	HSK A100
ATC capacity	Std./Opt.	Nos.	20 (2)	20 (2)	20 (2)	20 (2)	20 (2)	20 (2)	20 (2)
Rapid traverse - X / Y / Z	Std.	m / min	50 / 50 / 40	40 / 40 / 40	40 / 40 / 40	24 / 24 / 24 / 50 / 50 / 50	40 / 40 / 40	50 / 50 / 40	40 / 40 / 40
CNC System	Std.		Fanuc	Fanuc	Fanuc	Fanuc	Fanuc	Fanuc	Fanuc
	Opt.		Siemens	Siemens	Siemens	Siemens	Siemens		



GEMINI MINI



GEMINI XL



DM-800



DC-3010

Special Vertical Machining Centers			TCV-540	G670- 5ax	DM 800	DC-2510	DC-3010
Stroke X, Y & Z axes	mm		500 x 400 x 320	600 x 700 x 500	1000 x 800 x 500	2700 x 1000 x 600	3200 x 1000 x 600
Table size	mm x mm		760 x 400 (2)	Ø500	1000 x 700	2500 x 1000 (2)	3000 x 1000
Max. load on table	Std./Opt.	kgf	200 / 250	300	1500	3000	4000
Spindle speed	Std.	rpm	1000	12000	8000	4000	4000
	Opt.	rpm	12000	15000	10000		
Spindle power	Std./Opt.	kW	7.5 / 5.5	18.5 / 27	15 / 11	18.5 / 15	18.5 / 15
Spindle taper			BT-30	HSK A63	BT-40	BT-50	BT-50
ATC capacity	Std./Opt.	Nos.	16	20	20 / 30	20	20
Rapid traverse - X / Y / Z	Std.	m / min	50 / 50 / 50	40 / 40 / 40	20 / 20 / 16	16 / 20 / 20	16 / 20 / 20
CNC System	Std.		Fanuc		Fanuc	Fanuc	Fanuc
	Opt.				Siemens		

Due to continuous updating of machines, Images & specifications mentioned herein are subject to change without notice

# Horizontal Machining Centers

Standard HMCs			Stationery Column		Moving Column
			Proton	HMC-400 XL	Fier-H
Stroke X, Y & Z axes	mm		500 x 400 x 400	600 x 500 x 500	550 x 500 x 500
Table size	mm x mm		400 x 320	Ø630 / 400 x 500	400 x 500
Max. load on table/Pallet	Std./Opt.	kgf	200	400	400
Spindle speed	Std.	rpm	6000	6000	6000
	Opt.	rpm	8000	8000	8000
Spindle power	Std./Opt.	kW	7.5/5.5 / 11/7.5	11/7.5 / 15/11	11/7.5
Spindle taper			BT-40	BT-40	BT-40
ATC capacity	Std./Opt.	Nos.	16 / 30	24 / 30	24 / 30
Rapid traverse - X / Y / Z	Std.	m / min	40 / 40 / 40	40 / 40 / 32	40 / 40 / 40
CNC System			Fanuc	Fanuc	Fanuc



PROTON



MCH-400 XL



MCH-630



MCH-800

HMCs			Moving Column			Moving Table				
			CMH-400 XL	CMH-500 XL		MCH-400 XL	MCH-500 L		MCH-630	MCH-800
Stroke X, Y & Z axes	mm		600x500x500	800x550x550		610x610x650	800x800x800	800x700x800	1000x850x900	1500x1200x1300
Table size	mmxmm		400 x 500	500 x 630		400 x 500	500 x 630	500 x 630	630 x 800	800 x 1200
Max. load on Pallet	Std./Opt.	kgf	400	500	500	500	500	500	1200	2000
Spindle taper			BT-40	BT-40	BT-50	BT-40	BT-40	BT-50	BT-50	BT-50
Spindle speed	Std.	rpm	6000	6000	4000	8000	6000	4000	4000	4000
	Opt.	rpm	8000 / 10000	8000 / 10000	5000	10000	8000			
Spindle power	Std./Opt.	kW	11/7.5 / 15/11	15 / 11	15 / 11	15 / 11	15 / 11	15 / 11	26 / 22	30 / 22
ATC capacity	Std./Opt.	Nos.	40/60	40/60	20/30	40	40/60	40/60	60	60
Rapid traverse - X / Y / Z	Std.	m / min	50/50/50	40/40/40	40/40/40	48/48/48	40/40/40	40/40/40	40/40/40	40/40/40
CNC System			Fanuc	Fanuc	Fanuc	Fanuc	Fanuc	Fanuc	Fanuc	Fanuc

\* Machine should be grouted